

Mission Guide

FBW MISSIONS
2017

PURPOSE STATEMENT

(^{vision}Spreading God's fame)
by making disciples of all people.
^{mission}^{goal} ←

At FBC Wylie, our purpose is to spread God's fame by making disciples of all people. If we are to spread God's fame, first we have to be out there on the mission field, whether that is across the street or on the other side of the world. Second, it is disciples who spread God's fame. Disciples are the ones who are being disciplined, as well as the ones who are disciplining others. As we get ready to GO, you should allow the Lord to discipline you and you should be stretched as you are obedient to His call to go to all people.

This pack is designed to go alongside of your team meetings for the mission trip. We hope this serves you as a way to get ready logistically as well as spiritually. We pray that this will help equip you for all that God will do in you and through you. Our hope is that this would not be a tool for just a mission trip, but it would continue to ignite a passion in you to do this in every waking moment. Missions are not an event but a lifestyle.

Content

Mission trip policy	3
Stewardship and tithing	4
Financial policy	5-7
Team meeting outline	8
Team training session 1 - Time alone with God	9-14
Team training session 2 - Sharing Your faith	15-18
Team training session 3 - Telling your story	19-23
Team training session 4 - Crossing cultures	24-26
After the Mission - Personal Debrief Questions	27-29
Prayer support team	30
Generic packing list	31
Fundraising	32-34
Notes	35-36

Contact information

jon@fbw.church

debra@fbw.church

www.fbw.church/missions

Mission Trip Policy

FBW is excited to have you join us in the mission of Spreading God's fame by making disciples of all people. We were created to impact all nations for the glory of Christ. Our goal is to be a faith family of world-impacting disciples who are partnering with our brothers and sisters here and around the world to reach the lost for Christ.

CONSIDERATION

For some, going on a mission trip is the first step on our faith journey, for others this is the next step of obedience. Our purpose at FBC Wylie is to spread God's fame by making disciples of all people. In the process of making disciples we are also disciplined. As followers of Christ we should continue to grow and attain to all we are called to do. Our desire is that you will grow to be active in the church through your gathering, growing, going, and giving.

To participate on an FBC Mission Trip, the following criteria will be considered:

Member of FBC Wylie or in good standing with fellow believing Church

Have you been called or feel led to missions?

Active member in a Growth Group

Active Service through FBW Missions and/or Ministries

Financial Support of FBC Wylie through obedient tithing and offerings

Agreement with FBC Wylie's vision, mission, goals, values, and strategy

Previous experience, behavior and payment history regarding prior Mission Trips

Background Check approval (required).

*And I am sure of this, that he who began a good work in you will bring it to completion at the day of Jesus Christ. **Philippians 1:6***

REGISTRATION PROCESS

Registration is complete for a participant when a Mission Application, Background Check, and trip documents are received by FBW. Online registration is strongly encouraged and can be completed at www.fbcwylie.com/missions/mission-trip-application.

Team Leaders will contact you regarding the first team meeting. A 10% non-refundable, non-transferable deposit is due at your first team meeting.

Stewardship and Tithing

What we believe:

As a follower of Jesus we should contribute cheerfully and regularly with tithes and free will offerings, as God has prospered us, toward its expenses, for the support of a faithful and evangelical ministry among us, the relief of the poor, and the spread of the gospel through the world.

Our view on Stewardship:

At FBC Wylie we believe that God is the source of all blessings, temporal and spiritual; all that we have and are we owe to Him. Christians have a spiritual debtorship to the whole world, a holy trusteeship in the gospel, and a binding stewardship in their possessions. They are therefore under obligation to serve Him with their time, talents, and material possessions, and should recognize all these as entrusted to them to use for the glory of God and for helping others. According to the Scriptures, Christians should contribute of their means cheerfully, regularly, systematically, proportionately, and liberally for the advancement of the Redeemer's cause on earth.

We are to give of our time, talent, and treasure. All that we have comes from God, and ultimately needs to go back to God. Our lives should reflect who our Lord is in all we do. When it comes to missions, raising funds for the trips are a faith challenge and something that will stretch your faith. Even as we tithe, we are trusting God in our giving, even when the budget sheet does not add up. God will bless our obedience to Him as we do things His way. As you are raising money for missions, it requires you having to take your dependence level on Jesus to the next step. Trust God; do not take a short cut or neglect being faithful in tithing. You really will miss out on the blessing of seeing God provide for you in amazing ways. God wants you to trust in Him and for you to grow more in your faith as you will see Him work.

Unless the LORD builds the house, those who build it labor in vain.

Psalm 127:1a

What the Bible says about tithing:

Bring the full tithe into the storehouse, that there may be food in my house. And thereby put me to the test," says the LORD of hosts, "If I will not open the windows of heaven for you and pour down for you a blessing until there is no more need. I will rebuke the devourer for you, so that it will not destroy the fruits of your soil, and your vine in the field shall not fail to bear," says the LORD of hosts. "Then all nations will call you blessed, for you will be a land of delight," says the LORD of hosts.

Malachi 3:10-12

What is the tithe?

The tithe is God's perfect plan for resourcing His church. It is an act of worship and obedience. God has promised if we are obedient, He will open the windows of heaven for you and pour down for you a blessing until there is no more need. The tithe should be given from "the first fruits" of your blessing. If you are participating in a mission, it is expected that you tithe.

Dig Deeper:

Genesis 14:20; Leviticus 27:30-32; Deuteronomy 8:18; Matthew 6:1-4, 19-21; 23:23; 25:14-29; Luke 12:16-21, 42; 16:1-13; Acts 2:44-47; 5:1-11; 17:24-25; 20:35; Romans 6:6-22; 12:1-2; I Corinthians 4:1-2; 6:19-20; 12; 16:1-4; II Corinthians 8-9; 12:15; Philippians 4:10-19; 1 Peter 1:18-19

Financial Policy

PAYMENT OPTIONS

- Checks should be made payable to First Baptist Church of Wylie. Please include trip information on the memo line of check so that it is clear how the payment is to be applied. Cash and/or checks may be delivered in any of the following ways:
 - ⇒ **By Mail:** Send check(s) to 100 N. First Street, Wylie, TX 75098. We do not recommend mailing cash.
 - ⇒ **Drop Box:** You may deliver your payment to one of the two drop box locations. One is located beside the south stairwell in the Mall. The other drop box is located in the reception area of the church office at 200 N. Ballard. Please be sure your payment is clearly labeled and enclosed in an envelope.
 - ⇒ **In Person:** You may personally deliver your payment to your Mission Team Leader or to our Missions Associate Minister, Debra Tobolka.
- Online payments may be made by visiting www.fbw.church.
 - ◇ Click “Give Online”.
 - ◇ Giving Type “Place Other”.
 - ◇ In the Memo box, place Trip Name & Whom Funds go to.
 - ◇ You may use a credit card or debit card.
- Transaction fees to the church are smaller if you use a debit card by choosing “give from a bank account.”
- Your payment will be processed quickly and safely.

PAYMENT SCHEDULE

10% non-refundable, non-transferable deposit due at first team meeting

50% of the cost of the trip is due 90 days prior to departure

75% of the cost of the trip is due 60 days prior to departure

100% of the cost of the trip is due no later than 30 days prior to departure

Should a participant sign up for a trip within 30 days of a trip, full payment is due at approval.

Note: No refunds will be given for excess trip funds. Trip Account balances are reset at the conclusion of each trip annually. Trip members are encouraged to watch account balances carefully and partner with Trip Leaders to ensure trip funds are utilized each year. All remaining balances at the completion of each Mission Trip will be transferred to the “FBW On Mission” Global Account.

The “FBW On Mission” Account is designed to be used to support strategic missional partnerships nationally and internationally, offset costs of unexpected needs or emergency situations that arise from Mission Teams, and potentially fund scholarships for short-term and long-term mission needs as FBW attains the goal of “Spreading God’s Fame by making Disciples of All People”.

SCHOLARSHIPS

Scholarships may be available in some circumstances. Please contact the Missions Director for more information at jon@fbw.church.

ADDITIONAL EXPENSES

FBC Wylie will make every effort to stay within the communicated budget for a trip. Should a trip exceed the planned budget, planned changes will be communicated immediately with Team Member. The cost of the trip may be adjusted if needed, and ample time will be given for additional payments.

At times, team members may decide to add a trip excursion to the itinerary or gifts for ministry partners. These changes will be communicated with Team Members during meetings.

Additional personal expenses incurred while on the trip will not be covered by FBC Wylie.

TRANSFER OF FUNDS

FBC Wylie will consider a transfer of personal funds when the following occurs:

Overages when a trip is fully funded (and Trip Leader is not requesting additional funds to assist with overall team costs) may be applied to a dependent of the household going on a FBW Mission Trip during the same mission year.

CHANGES AND CANCELLATIONS

Changes or cancellations to your registration should be communicated to the Missions Department and your team leader immediately.

Changes (and trip transfers within the same mission year) will be handled as follows:

If airfare has not been purchased, all paid funds will be transferred to a new trip account, within the same mission year, with the exception of the 10% nontransferable deposit.

If airfare has been purchased, all paid funds will be transferred to a new trip account, within the same mission year, with the exception of the 10% nonrefundable deposit and the cost associated with the airfare.

No transfer of funds to a new trip account will be granted less than 60 days from departure of trip.

No transfers are granted for corporate or team fundraising monies. These funds were raised for a specific “trip” and will remain in the trip account balances to lower the overall team cost.

Cancellations will be handled as follows:

If airfare has not been purchased, all paid funds will be refunded with the exception of the 10% nonrefundable deposit.

If airfare has been purchased, all paid funds will be reimbursed with the exception of the 10% nonrefundable deposit and the cost associated with the airfare.

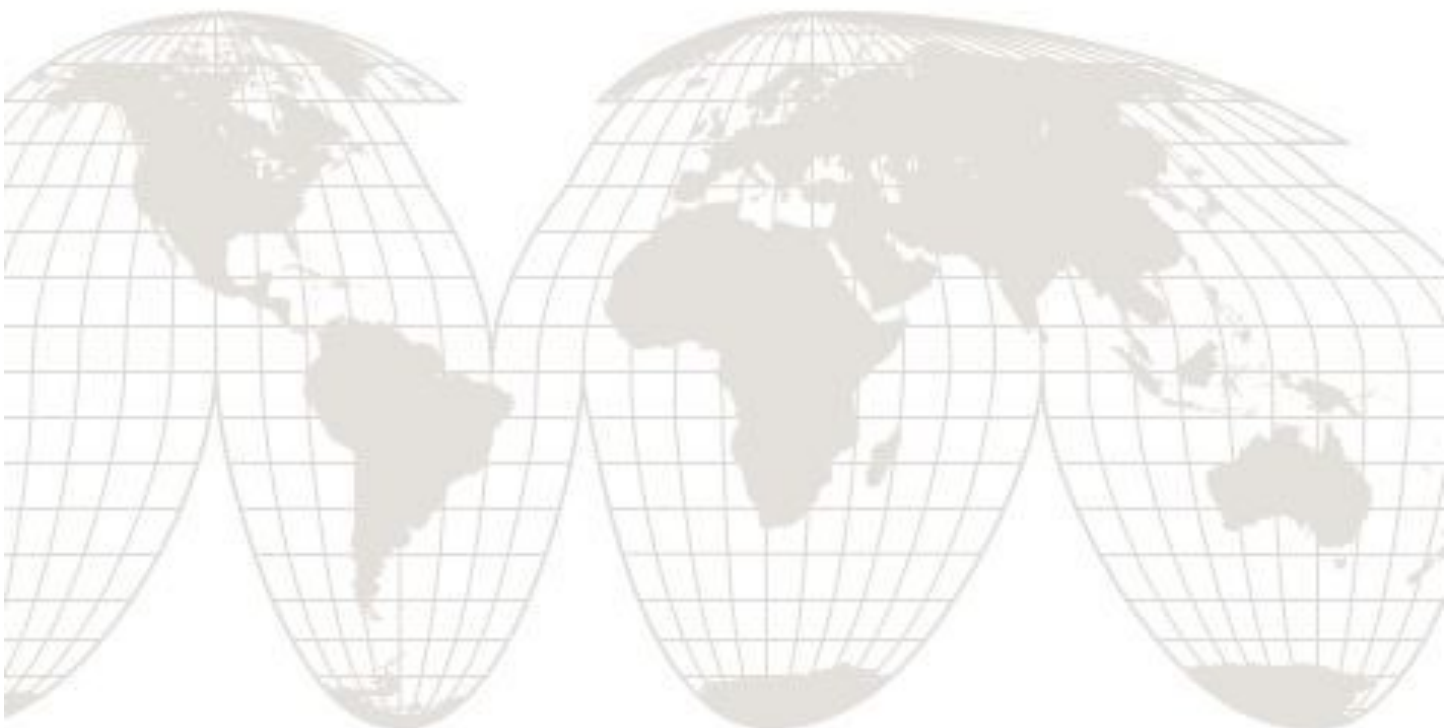
No refunds are granted less than 60 days from departure of trip.

No refunds are granted for corporate or team fundraising monies. These funds were raised for a specific “trip” and will remain in the trip account balances to lower the overall team cost.

Should a trip be cancelled by FBC Wylie, all individually paid funds will be refunded or transferred to a newly designated trip.

Please Note: FBC Wylie will be unable to hold funds for individuals for future undesignated trips. Therefore, any undesignated funds in a trip account at the completion of that trip will be transferred to the FBW On Mission Global Account. Individuals should contact the Missions Department to ensure proper handling of all funds associated with changes or cancellations in your plans.

All exceptions to the FBW Mission Trip Policy are subject to the discretion of the Lead Pastor and his representatives



Team Meeting Outline

Teams normally have 4-6 team meetings prior to their departure. You are required to be at all team meetings. Team meetings will include, but are not limited to, the following:

Meeting 1

Meet and greet | Overview of mission | Team training – Time Alone with God | Fundraising material | All paper work finalized

Meeting 2

Team Assignments and ministry overview | Identify prayer partners | Questions regarding itinerary and fundraising | Team training – Sharing Your Faith

Meeting 3

Verify passports and visas | Airline schedule | Clarify task assignments | Packing list | Team training – Sharing Your Faith Story

Meeting 4

Share Testimonies | SKYPE missional partners | Mission schedule | Team building exercise

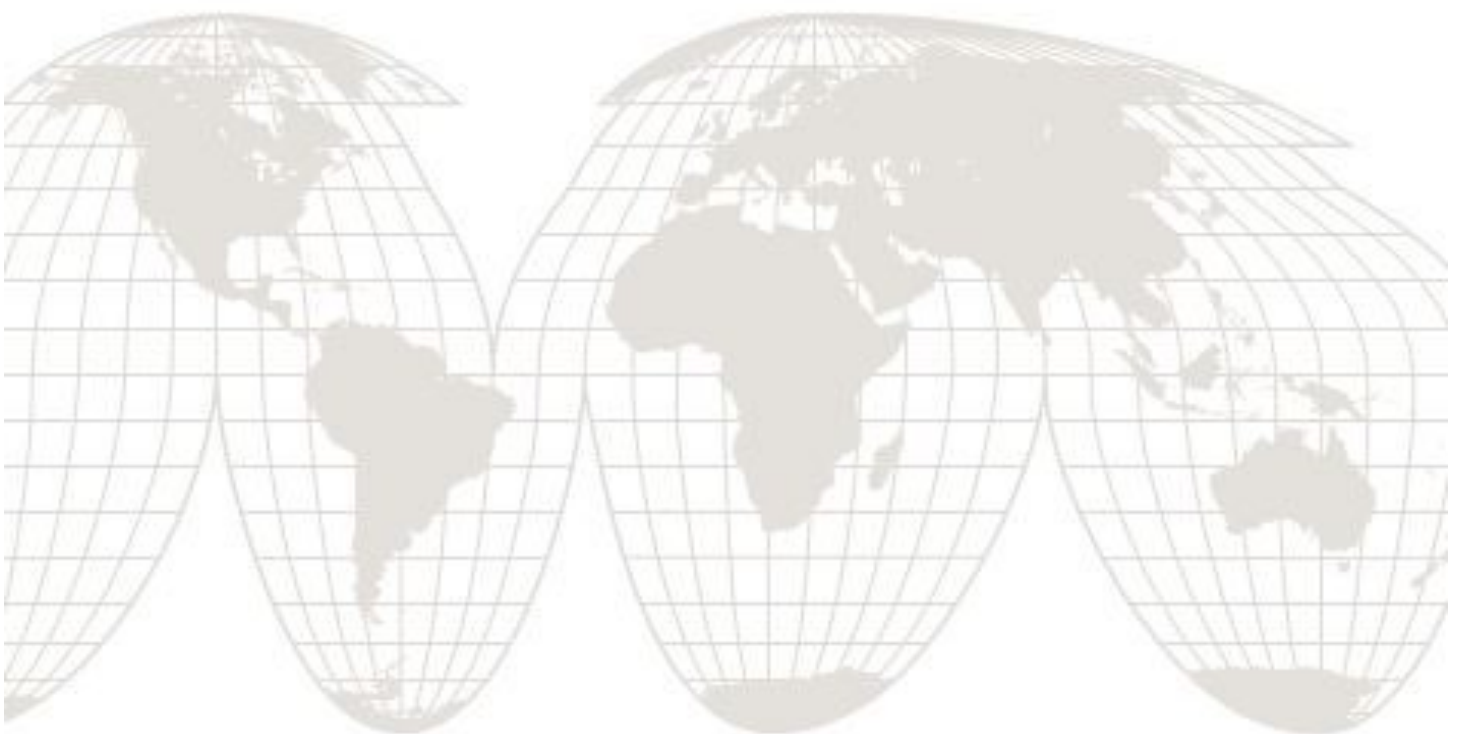
Meeting 5

Final preparation and packing | Team training – Culture training

After the Trip Debriefing

Personal evaluation | Group debrief and celebration | Post trip steps: accountability, transition, obedience, journaling, community/church

Team Training Session 1



Time Alone with God

Our purpose is not our vocation. Our vocation is how we make a living. Our purpose in life is to love God and love people. Jesus said, "You shall love the Lord your God with all your heart and with all your soul and with all your mind. This is the great and first commandment. And a second is like it: You shall love your neighbor as yourself."

Matthew 22:37-39

There is a sequence, an order, a path to walking with God for a lifetime.

Listen to His voice

Learn His character and ways

Lead out in ministry to others

Time Alone with God

Because of the expectations of others, most people feel they have very little time for God. However, most of us make time for what we think is necessary and important. Jesus modeled for us His commitment to time alone with God. "And rising very early in the morning, while it was still dark, he departed and went out to a desolate place, and there he prayed." **Mark 1:35**

One of the uncompromising principles in walking with God is hearing His voice. **Psalm 29:1-11** The way we hear His voice is through spending time with Him in the Word and in prayer. This time is often called a quiet time, time alone with God, or personal devotions. Time with God will include spiritual disciplines that come out of a seeking heart. "As a deer pants for flowing streams, so pants my soul for you, O God. My soul thirsts for God, for the living God. When shall I come and appear before God?" **Psalm 42:1-2**

O LORD, in the morning you hear my voice; in the morning I prepare a sacrifice for you and watch. **Psalm 5:3**

Be still, and know that I am God. I will be exalted among the nations, I will be exalted in the earth! **Psalm 46:10**

But for me it is good to be near God; I have made the Lord GOD my refuge, that I may tell of all your works. **Psalm 73:28**

Hear, for I will speak noble things, and from my lips will come what is right. **Proverbs 8:6**

For thus said the Lord GOD, the Holy One of Israel, "In returning and rest you shall be saved; in quietness and in trust shall be your strength." **Isaiah 30:15**

And your ears shall hear a word behind you, saying, "This is the way, walk in it," when you turn to the right or when you turn to the left. **Isaiah 30:21**

All these things my hand has made, and so all these things came to be, declares the LORD. But this is the one to whom I will look: he who is humble and contrite in spirit and trembles at my word. **Isaiah 66:2**

But seek first the kingdom of God and his righteousness, and all these things will be added to you. **Matthew 6:33**

Take my yoke upon you, and learn from me, for I am gentle and lowly in heart, and you will find rest for your souls. **Matthew 11:29**

And rising very early in the morning, while it was still dark, he departed and went out to a desolate place, and there he prayed. **Mark 1:35**

He did not speak to them without a parable, but privately to his own disciples he explained everything. **Mark 4:34**

To him the gatekeeper opens. The sheep hear his voice, and he calls his own sheep by name and leads them out. **John 10:3**

Whoever has my commandments and keeps them, he it is who loves me. And he who loves me will be loved by my Father, and I will love him and manifest myself to him. **John 14:21**

But, as it is written, “What no eye has seen, nor ear heard, nor the heart of man imagined, what God has prepared for those who love him.” **1 Corinthians 2:9-10**

For the word of God is living and active, sharper than any two-edged sword, piercing to the division of soul and of spirit, of joints and of marrow, and discerning the thoughts and intentions of the heart. **Hebrews 4:12**

Defining a Quiet Time

A quiet time is a period of time that you set aside to be alone with God, usually in the morning, to read the Bible, pray, meditate, memorize, and record in your journal as you prepare to be used by God that day.

These spiritual disciplines do not have to be practiced sequentially but incorporated into your daily routine and devotional time.

Your Bible

Open your heart before the Lord by first humbly coming before Him with words of praise and thanks. Then open His Word, asking Him to speak. Your Bible is paramount in navigating your life spiritually, relationally, morally, and financially. You need a Bible that you will have with you at all times, so select a Bible that you love, feels right, and reads well. **Psalms 138:2, Psalm 143:8, Psalm 119:147**

Your Journal

A journal helps you keep a record of your life’s journey. It is where you create a catalog of reflections and insights. This will allow you to *mark* your life by writing down what you hear God say and see Him doing. You should keep your Bible and journal with you at all times.

Reading Your Bible

There are many ways to begin learning how to have a quiet time. Two of the most prominent ways would be to read a passage in Psalm or Proverbs each day. For example, if today is the first day of the month you would read **Psalm 1-5** and/or **Proverbs 1**, and the second day of the month you would read **Psalm 6-10** and/or **Proverbs 2**. When you have gotten to the end of the month, you would have read through the entire book of **Psalms** and **Proverbs**. Give yourself targets every month or year.

A journal, as a constant companion to your Bible, will allow you to record where your Bible reading begins and ends each day. This is especially helpful when you read only a few verses of a passage or you miss your quiet time for several days, writing where you begin and end allows you to quickly pick up where you left off. It is also good to write down the date. This creates perspective to the time sequence of your devotion reading, which is crucial to consistently walking with God.

Bible Plans

Ask the Lord to guide you where He wants you to be reading the Bible. Some Bibles will have a reading plan in the front, or you can download a plan on your electronic device.

Scriptural Reflection and Meditation

Pick a verse or a short passage to reflect or meditate on for a while. Meditation simply means to chew over something, like a cow chewing the cud over and over again. This can take discipline in not allowing your thoughts to go somewhere else during this time. Submit your thoughts to the Lord before you begin.

Developing a Prayer List

In the front of your new journal you record your daily Bible readings and insights. We suggest that you work from the *back* page of your journal forward to record your prayer list. For example, if you start a journal in the month of March on the back top page you would write “March.” On the back page under “March” you would begin to write prayer requests, which will involve family, friends, major decisions, circumstances, job or ministry issues, and needs. Every time you pray over your prayer list, we suggest you write the date down on the top of the page or in the margin of the journal. At the end of March you can see many days you prayed over your prayer list. Dating your journal will give you evidences of God’s working and spiritual growth as you humbly wait on God to answer the cries of your heart. When the month ends, start a new prayer list for the next month.

When you interact with the Word of God in prayer, your vision and heart will deepen as the truth of God’s Kingdom impacts your life. A prayer list in your journal is necessary for several reasons. First, it will remind you of your need for God. Secondly, it reminds you of your responsibility to regularly pray about the needs of your friends, family, church, and situations in the world. ***John 5:15; James 5:16; 1 Peter 1:22; Ephesians 6:18.***

Beginning Your Prayer Life

The Apostle Paul prayed often. “I do not cease to give thanks for you, remembering you in my prayers, that the God of our Lord Jesus Christ, the Father of glory, may give you the Spirit of wisdom and of revelation in the knowledge of him, having the eyes of your hearts enlightened, that you may know what is the hope to which he has called you, what are the riches of his glorious inheritance in the saints.” ***Ephesians 1:16-18***

Most of us learn how to pray by watching others. Prayer is listening to God before talking to Him. Prayer is growing the soul. Prayer is habitual and spontaneous. Prayer is public and private.

The scriptures utilize types of prayer to fully express what is in the heart. We suggest following the acrostic **P.R.A.Y.** as you begin your journey in prayer.

Praise. As you begin to develop your prayer life, praise will be a key pillar. Praise is acknowledging Him through His Word or through song for who He is. Thanksgiving should be incorporated with praise. Thanksgiving is acknowledging Him for what He has done. ***Psalms 100***

Repentance. There must be time spent in repentance – turning away from sin. ***Acts 3:19***

Asking anything according to God’s will. ***John 15:7***

Yielding yourself wholeheartedly to God, who speaks to you through the power of His Word and Spirit. ***Luke 9:23***

Devotional Guidelines

- If you are married or in a dating situation, each person should have their own private time alone with God.
- Confess your sin and ask for the mercy of God often.
- Keep your Bible and journal with you at all times.
- Develop your devotional style around your own routine, disposition, and personality.
- Distractions will interrupt Bible reading and prayer times. Consistency is crucial to successfully walking with God for a lifetime.

- Be accountable to someone. This person should be an encouragement to you, not lord over you when you fail to read the Bible or pray.
- Share with others where you are reading and things you are praying through. This creates an atmosphere of encouragement, consistency, and discipline.
- Determine where your place of refuge will be. This is a quiet place for you to start your day with Christ.
- If someone comes to mind during your quiet time, pray for them, contact them, and maybe add them to your prayer list.
- Avoid laziness and legalism. Laziness is failure to assume personal responsibility. Legalism is striving to achieve godliness in the flesh. Spiritual discipline is the path away from these two obstacles.

Steps in Your Time with God

Listen

“Know this, my beloved brothers: let every person be quick to hear, slow to speak, slow to anger.” **James 1:19**

“In sacrifice and offering you have not delighted, but you have given me an open ear. Burnt offering and sin offering you have not required. Then I said, ‘Behold, I have come; in the scroll of the book it is written of me.’” **Psalms 40:6-7**

These passages teach us listening comes before speaking, sacrifice, and offering. My ears He has pierced. It is me He wants, not my sacrifice. Listening is an art, discipline, and necessity. The reason we *listen* is because the Lord has worthy things to say to us.

Learn

Learning is a response to good listening and the result is rest. When Christ speaks of rest, He means peace. “Peace I leave with you; my peace I give to you. Not as the world gives do I give to you. Let not your hearts be troubled, neither let them be afraid.” **John 14:27; Matthew 11:28** The reason we *learn* is because the Lord has worthy things to teach us.

A part of learning to walk with Christ is evaluating your own heart and testing the thoughts that enter your mind. This comes through the wisdom of God, the counsel of others, and the Spirit’s leading. God will not lead you to live a life contrary to His nature.

Lead

The call of God is when He speaks. Many of us want to lead before we listen and learn. However, we are to listen and learn in order to evaluate our own lives before we entrust our lives to others in missions. **John 13:1** states, “...He now showed them the full extent of His love.” There comes a time in life and ministry when we hold nothing back. We lead humbly, serving others with no strings attached. Jesus has defined leadership by a different standard. “If anyone wants to be first, he must be...the servant of all.” **Mark 9:35**. The reason we *lead* this way is because the Lord has called us to serve and mentor in ministry.

We listen. We learn. We lead.

We walk with God for a lifetime.

Journaling Guidelines

Directions: Your journal is a chronicle of your mission trip from now until the end of your outreach. For some of you, this may be a new experience and discipline. That's okay. We want to encourage you to take this opportunity to start the practice of journaling. Your journal will be a wonderful record and "keepsake" of all you will experience prior to and during your trip. Follow the initial instructions below and then read the "journaling checklist." Refer to the checklist from time to time to make sure you are getting the most out of your journal. We guarantee that if you are diligent to regularly record in your journal, it will enrich your whole mission experience significantly. Most of all, have fun!

Decorate the outside of your journal in a way that represents your thoughts and expectations about this mission trip. Be creative. Let it be an expression of your personality.

On the opening page draw a picture and write a verse that represents what you feel God wants to accomplish on this outreach and in your life.

On the second page write a letter to God about why He is calling you to go on this mission trip and what you desire to have Him do on this outreach in and through your life.

Journaling Check list

(Adapted from the Essential Guide to the Short Term Mission Trip (page 207) by David C. Forward)

What My Journal Is

A record of my daily thoughts, prayers, words from the Lord, scriptures, etc. before, during, and after the trip

A record of important trip information

A place to record notes and teachings from team meetings

A daily diary of events, experiences and emotions before, during, and after the trip

A "keepsake"; a way of preserving memories for the future

A list of daily priorities

A place for favorite sayings and quotes

A book for creative writing

Somewhere I can retreat to in peace

A place where I can start my day with God in the morning and review my day with God at night

An exercise of self-discipline

A record of answered prayer

Journaling Tips

Start journaling the day of your first team meeting and continue until at least one week after you return from your trip

Set aside daily quiet time for writing, especially during your trip

'Talk to your journal' as if you were talking to your best friend

Keep your journal confidential, except for those times you want to share it with others

Answer some daily questions such as:

God, what are You doing in my life today?

What are you saying to me about this trip & what You want to do in and through me/us?

Who did I meet today?

What different things did I do, see, hear, smell, feel, and experience today?

What did I learn today?

What happened among the team members today? How were our interactions, out working together, and our communication? How can we improve?

How can I/should I be praying for my team member?

Team Training Session 2



Evangelism Teaching

2 Diagnostic Questions

1. Have you come to the place in your spiritual life where you can say you know for certain that if you were to die today you would go to heaven?
2. Suppose you were to die today and stand before God, and He were to ask you, "Why should I let you into heaven?" What would you say?

A. God the Creator

1. Creator, Worthy of Honor

a. Revelation 4:11 – "You are worthy, our Lord and God, to receive glory and honor and power, for you created all things, and by your will they were created and have their being."

2. Loving, Merciful, Just

Exodus 34:6-7 – "And he passed in front of Moses, proclaiming, "The Lord, the Lord, the compassionate and gracious God, slow to anger, abounding in love and faithfulness, maintaining love to thousands, and forgiving wickedness, rebellion and sin. Yet he does not leave the guilty unpunished; he punishes the children and their children for the sin of the parents to the third and fourth generation."

B. God's Purpose

1. Abundant Life

a. John 10:10 – "I have come that they may have life, and have it to the full."

2. Eternal Life

b. John 3:16 – "For God so loved the world that he gave his one and only Son, that whoever believes in him shall not perish but have eternal life."

C. Our Problem

1. All Have Sinned

a. Romans 3:23 – "For all have sinned and fall short of the glory of God."

1. Sin is missing the mark. The mark is perfection. Matt 5:48 says, "Be perfect, therefore, as your heavenly Father is perfect."

2. Sin's Penalty

a. Romans 6:23 – "For the **wages** [payment] of sin is death...."

Wages are what you earn. We have all earned death.

3. Judgment

a. Hebrews 9:27 – "Just as people are destined to die once, and after that to face judgment."

D. God's Remedy:

In spite of the fact that we have turned our backs on God and have disobeyed Him, He has provided a remedy so that we can know Him personally. He wants to give us both abundant life and eternal life. Only one bridge can cross the gulf that exists between a person and God, and that bridge is Jesus Christ, through His death on the cross. God sacrificed His son to pay the price for all of our sins and bring us reconciliation to Him.

- 1. Salvation is a free gift and can't be earned.** Ephesians 2:8-9 says, "For it is by grace you have been saved, through faith—and this is not from yourselves, it is the gift of God not by works, so that no one can boast."
- 2. He takes us where we are.** Romans 5:8 says, "But God demonstrates his own love for us in this: While we were still sinners, Christ died for us."
- 3. Christ died to pay the penalty for your sin.** 1 Peter 3:18 says, "For Christ also suffered once for sins, the righteous for the unrighteous, to bring you to God. He was put to death in the body but made alive in the Spirit." (*Don't forget to emphasize the resurrection; there is no gospel without the resurrection.*)

Also, 2 Corinthians 5:21 says, "God made him who had no sin to be sin for us, so that in him we might become the righteousness of God."

Transition – Real belief results in a response on our part. Christ has made it possible for us to cross over to God's side and experience the full life He wants us to have. But we are not automatically on God's side.

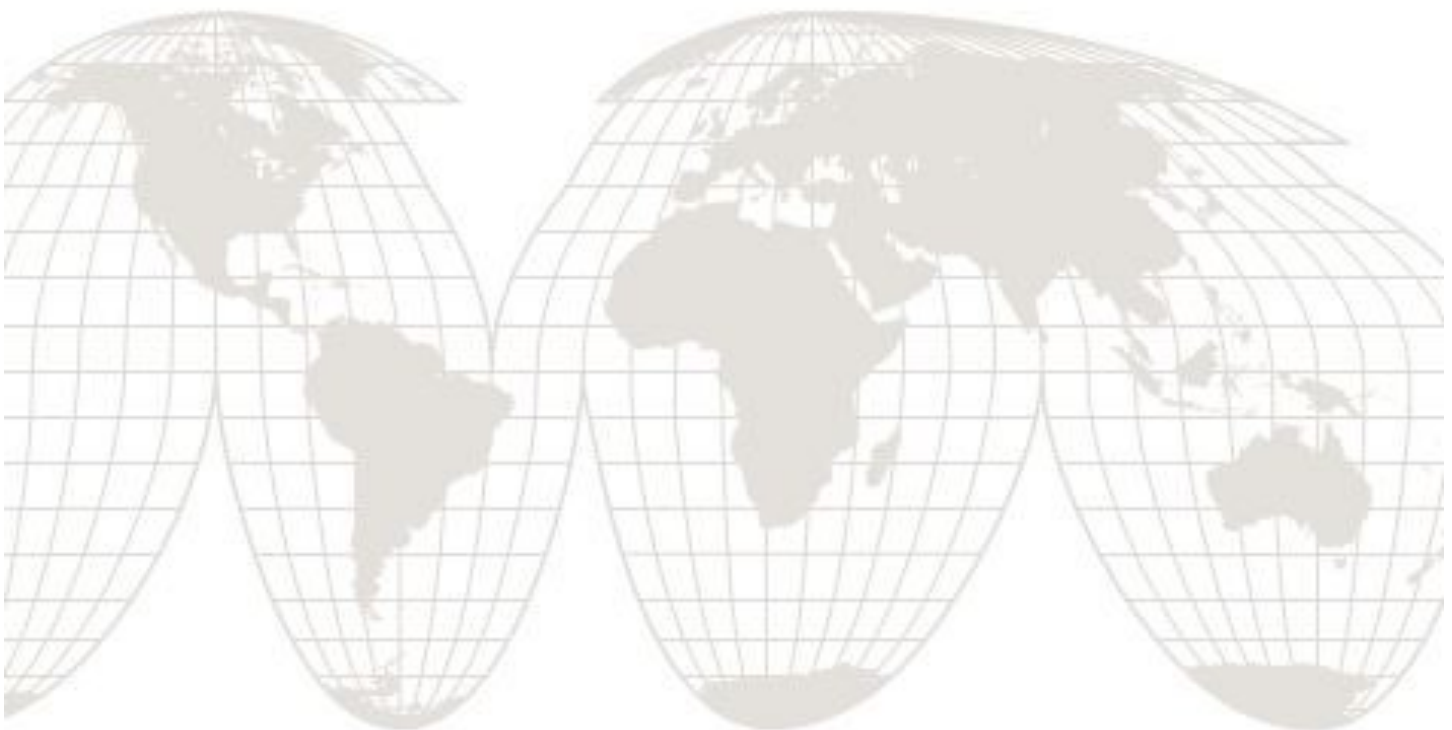
E. Our Response

- 1. Believing IS Receiving** – John 1:12 says, "Yet to all who did **receive him**, to those who **believed in his name**, he gave the right to become children of God." This involves our mind, emotion, and will.
- 2. Confess and Believe** – Romans 10:9-10 says, "If you declare with your mouth, 'Jesus is Lord,' and believe in your heart that God raised him from the dead, you will be saved. For it is with your heart that you believe and are justified, and it is with your mouth that you profess your faith and are saved."
- 3. Cross the Bridge from Death to Life** – John 5:24 says, "Very truly I tell you, whoever hears my word and believes him who sent me **has eternal life and will not be judged but has crossed over from death to life.**"

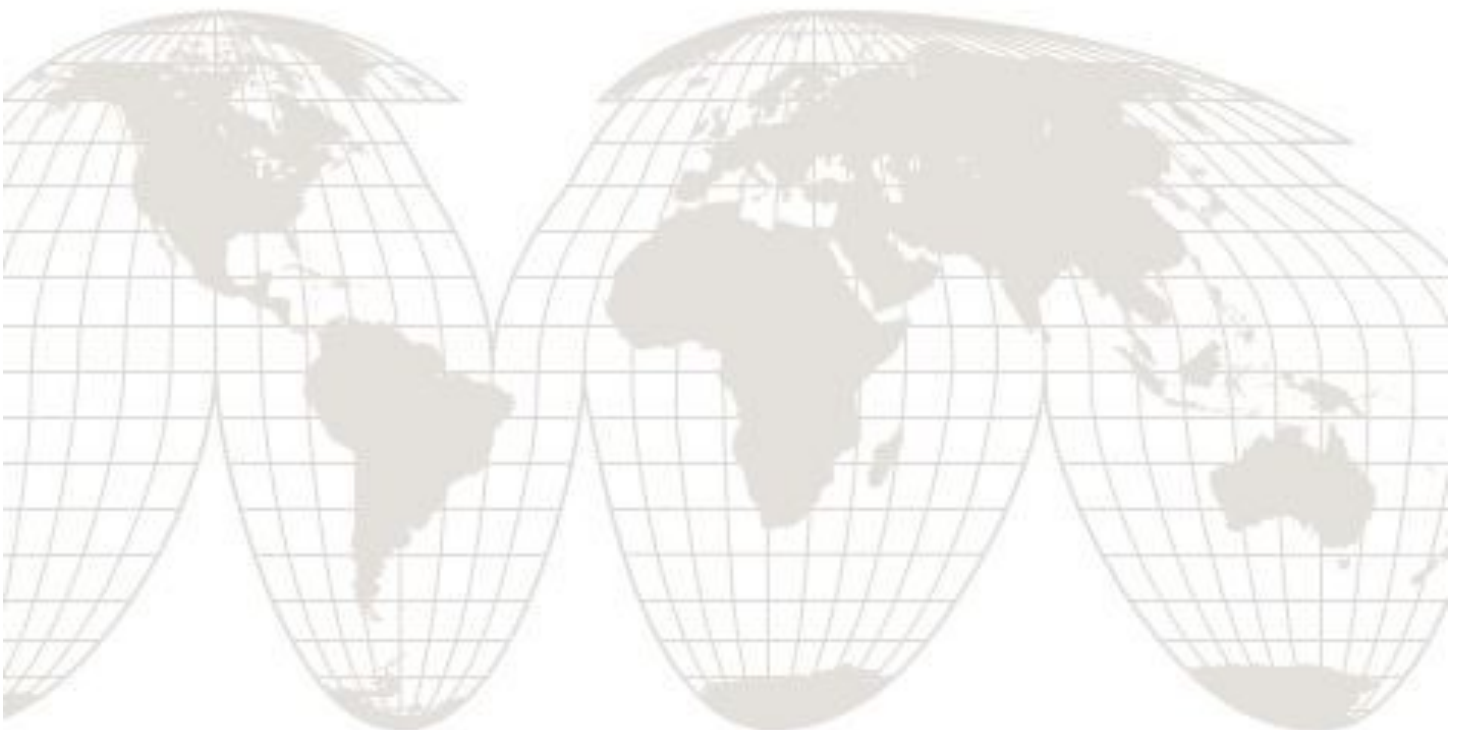
Personal Invitation

1. Does this make sense to you?
2. Do you have any questions about it?
3. Where would you place yourself in this illustration?

- a. If they say “on God’s side”, you might ask when they received Christ. Ask them to relate the specifics of their experience in receiving Christ. (Try to get them to share their salvation testimony.)
 - b. If they say they are on the left side of the chasm, ask: “What would you have to believe to be on God’s side?” See if they can clearly communicate the issues of the gospel and the necessity of believing in Christ. You might ask, “Is there any reason why you shouldn’t cross over to God’s side and be certain of eternal life?”
4. If they indicate a responsiveness to the gospel, ask them: “Would you like to trust in (receive) Jesus Christ now? If so, I would be happy to pray with you.”
 5. If you believe they understand the gospel but are not yet ready to commit their life to Christ, encourage them to give these things further thought and consideration. In a few days, be sure to talk with them again about the gospel and/or get them involved with some type of investigative Bible study.
 6. Whatever response they have, make sure they understand what specifically to pray to affirm their faith in Christ. It’s as simple as A-B-C:
 - A. Acknowledge your sin and be willing to turn from it.
 - B. Believe Christ died for your sins and rose again.
 - C. Commit your life to Christ as your Savior and Lord.



Team Training Session 3



Telling Your Story

Acts 1:8 - "You will be my witness...to the ends of the Earth."

Colossians 1:28 - "Him we proclaim, warning everyone and teaching everyone with all wisdom, that we may present everyone mature in Christ."

Revelation 12:11 - "And they have conquered him by the blood of the Lamb and by the word of their testimony, for they loved not their lives even unto death."

Thinking Through Your Story

When we speak of telling your story, we mean sharing with someone how Christ has changed your life. This will encompass your personal conversion experience and a public confession of how God is working in your life. It is a witness.

The scope of your testimony will include your whole life, including where and how you were raised. The backdrop of those life experiences have shaped and painted the story of your life. This is your life message and story, which is unique and stands alone in time and history.

Your story will demonstrate the faithfulness of God through the power of answered prayer, His love for you, and God's sovereignty in your life.

There Will Be Specific Points to Your Story

- Your life before becoming a Christian
- How you realized your need for Christ
- Why you accepted Christ as your Lord
- When and how that decision was made
- Specifics ways Christ has changed your life
- Thanking God for others who have influenced your walk with Christ

Consider the Following

Weave scripture into your testimony (Hebrews 4:12, 2 Timothy 3:16-17). Stress the personal relationship you have with Christ. Share your testimony as honestly as you can, in a way that others can identify with weaknesses and needs. Be positive. If your life experiences have the influence of other individuals, churches, denominations, or religious groups, speak of these in a manner that is honest but not judgmental or critical. Convey an attitude of love and sympathy towards people trapped in lies and untruth.

Some people become Christians at an early age, so below are some guides to assist you in shaping your message. For example, consider your home life, the people who influenced you, and your early Christian experiences. Also, consider your early understanding of what Christ meant to you and how you came to relate personally to Jesus as Lord and Savior. In addition, areas where Christ has made a difference in your life and places He is still working can serve as a platform to tell your story.

A few ways to begin your story would be:

"I used to think..."

"I used to be afraid..."

"I didn't understand the real purpose in life until..."

A few ways to end your story would be:

By thanking others, if appropriate

By closing with the question: "Do you feel you have come to know Christ yet, or are you still on the way?"

When we speaking of ending your story with a word of thanks, it can include the following: parents, Bible study teachers, co-workers, a friend, a pastor, a neighbor, an organization, a coach, a fellow athlete or peer, etc.

Shaping Your Story

Now that you are thinking about your story, we want you to write down some initial thoughts as you begin to shape your story. Make these initial statements no longer than one or two sentences. Later you will develop your story into a three minute summary of how God has pursued you, loved you, and worked in your life.

Prepare your story (Use this worksheet if you came to Christ at an older age.)

1. Tell about your life before you received Christ. (1 minute)

- What was the greatest struggle in your life before you came to know Christ?
- What specific examples, situations, etc. illustrate this theme or attitude in your life?

2. Tell about your decision to receive Christ. (1 minute)

- When?
- Where?
- Who or what?
- How? (the Gospel)
- Why?

3. Tell about your life after trusting Christ. (1 minute)

- What difference has Jesus made in your life?
- What do you still struggle with and how is God helping you change in this area?

4. Bible verse (only if it relates directly to your experience).



Shaping Your Story

Now that you are thinking about your story, we want you to write down some initial thoughts as you begin to shape your story. Make these initial statements no longer than one or two sentences. Later you will develop your story into a three minute summary of how God has pursued you, loved you, and worked in your life.

Prepare your story (Use this worksheet if you came to Christ at younger age.)

1. Tell about your spiritual heritage. (1 minute)
- Tell a little of your background (Christian family, church.)

- What struggle did you have, even though you knew Christ?

(Example: "Although my family went to church regularly and I learned about God, I was still very insecure. I would...")

2. Tell about your decision to receive Christ. (1 minute) Explain how you finally came to understand what Christ had done for you at an early age. Include the Gospel, how you came to understand God's love for you, why Christ died on the cross to forgive you, and your need to ask God to take control of your life.

- When?

- Where?

- Who or what?

- How? (the Gospel)

- Why?

3. Tell about your life after trusting Christ. (1 minute)

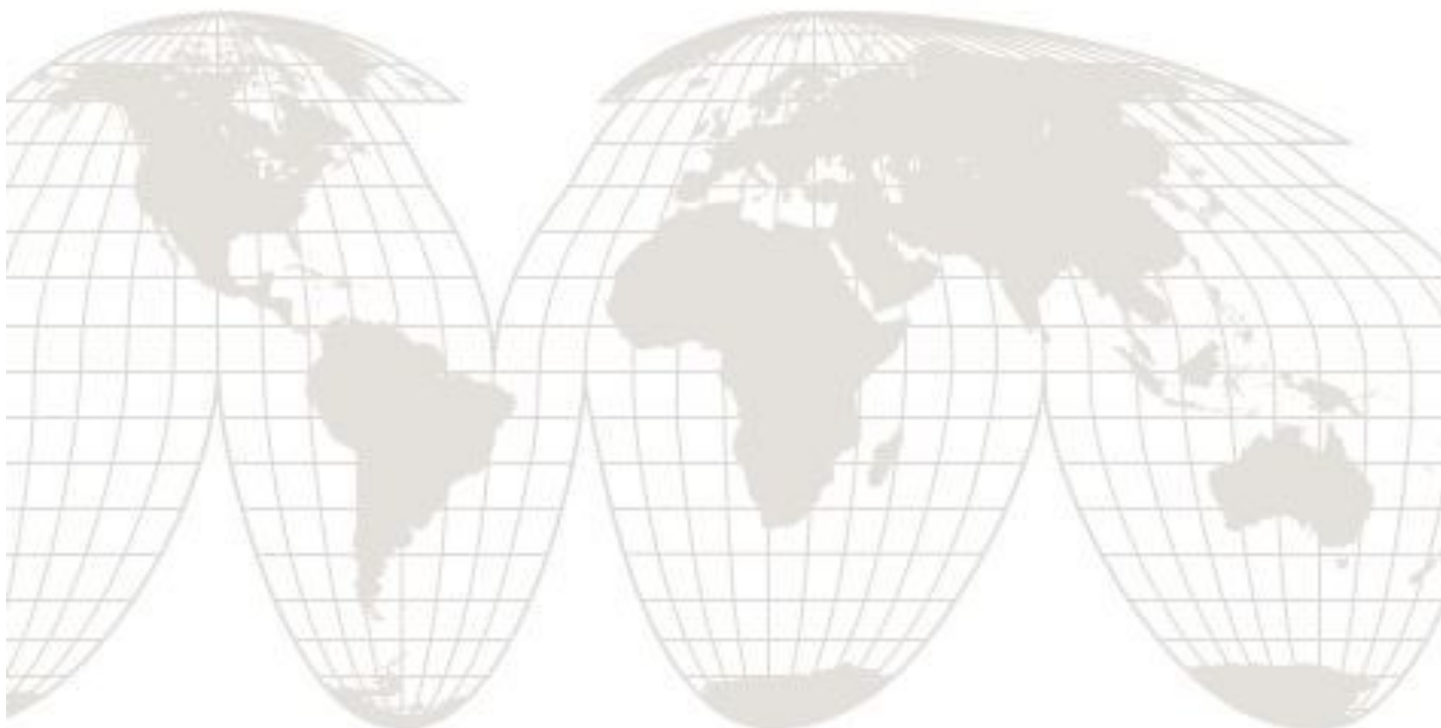
- What difference has Jesus made in your life?
- What do you still struggle with and how is God helping you change in this area?

4. Bible verse (only if it relates directly to your experience).

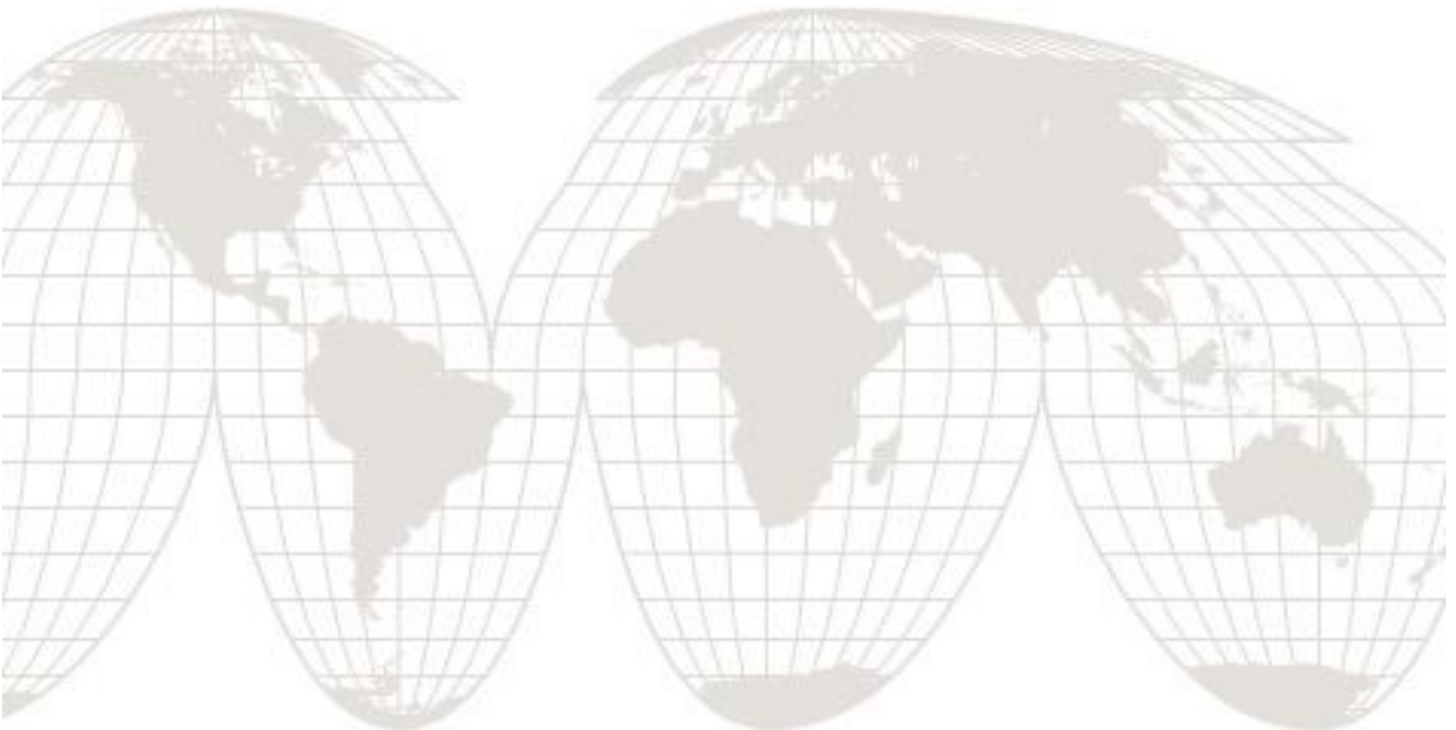
First Draft of Your Story

Now that you have written your first draft, get suggestions on how to improve the effectiveness of your life story.

Second Draft of Your Story



Team Training Session 4



Crossing Cultures

You are going to a country where things will look very different from the way they do in Texas. Try to let the visual differences remind you that there are cultural differences as well. Don't expect the same services, the same conveniences, or the same responses to which you are accustomed. Train yourself to think, "Things are not wrong, they are just different." And always remember, in the eyes of those who look so different to you, YOU are the one who is different. Here are some tips on how to function in a different culture without offending people.

Communication

- English is NOT spoken everywhere in the world. There are many factors that may lead one to think that everyone speaks English, but this is simply not true. There are whole cities where no English is spoken. Never go out and get into a taxicab expecting the driver to understand English. Never go wandering off alone assuming you can tell someone the name of your hotel and be guided back there.
- NEVER go out without the name and address of your hotel in the local language. Take a card from the hotel desk or SOMETHING that has the name, address, and phone number of your hotel in the *local language*.
- Having said all this about English NOT being everywhere, you should still observe the precaution of not talking about the locals or their culture in a negative way. As sure as you say something bad about your host culture, the one person in the entire province who speaks English will be the one standing beside you at the bus stop. So be careful about what you say walking down the streets. DO NOT assume you are not being understood.
- People may not be able to understand your spoken language, but they can read your body language and the expression on your face. Be careful that you always communicate respect and courtesy.
- Learn a few words in the native language of the country you are visiting. Visit www.byki.com for a great way to learn some phrases and words to help you bond even better with the people to whom you will be ministering.

Cross Cultural Ministry

- You are NOT in America. You are a guest in another country.
- Most cultures are much quieter and more reserved in public than we see in America. Observe the host country's behavior patterns and conform to them.
- Temples and idols that are strange, repulsive, or frightening to you are worshipped by those in your host country. Try to mask your true feeling of distress or horror with a look of interest.
- Be prepared to be the object of stares. You are different and will be observed. All of your actions are watched. Keep a smile on your face.
- Remember that you are an ambassador of the King of Kings. Be sure your actions reflect that truth.

Food

- Food that is strange to you is daily fare in your host country. Your host is trying to provide well for you. Be a gracious guest and eat what is put before you. (If you absolutely cannot get it down, move it around on your plate until you can slip it into your pocket unobserved.)
- Food that is bland and repetitive may be the only food available. Consider your host and as much as possible “eat hearty.”

Relating to the Missionaries on the Field

- Your missionary host is thrilled that you have come. They want to share their culture, their people, and their vision for ministry with you. They want you to have a good experience. They have spent weeks or months preparing for your arrival. Be a gracious guest.
- Missionaries tend to adapt to the culture of their host country and use many local customs in their own homes. If they have been in that country for a long time, they may not realize that their customs are foreign to you, but here you can ask.
- Missionaries will also have learned to appreciate and enjoy local food that you may find too strange to eat. They will offer you local food they have learned to love. It may be something truly wonderful that you will enjoy. But it may be something that is inedible to you. Out of politeness to your missionary host, do not act like it is grossing you out. You may decline it, but be sensitive.
- Your missionary has spent much time and effort learning the local language and customs. Seek your missionary’s advice on appropriate behavior in your host country. Remember, your missionary will remain there long after you are gone. (Unfortunately there have been teams that did not follow the guidance of their host missionary and effectively destroyed much work and many relationships the missionary had worked hard to establish.) Minister to your missionary host through prayer. Your missionary may be weary, discouraged, and wondering if his or her being there is making any difference. Pray for your missionary. Don’t consider him some sort of spiritual giant that does not need to be encouraged and uplifted.

Maintaining Spiritual Freshness

- Maintain your daily devotional time while you are on this journey. You need to hear from God daily as much on a mission trip or more than you do at home. Do not neglect this vital part of your Christian life.



After the Mission - Personal Debrief Questions



Personal Debrief Questions

Team Member Debrief

FBC Wylie thanks God for your life and obedience to His calling. We understand you have put a lot of prayers, time and effort in this mission project. Thank you for caring for a lost world and allow God to use you to expand His Kingdom. Your input is very valuable to us, that is why we ask you to take a few minutes to complete this debrief form as we believe it will help us improve future projects and strengthen our partnerships. You will receive an email with this same debrief (You don't have to fill out the paper copy if you don't want to, but please make sure to fill out the online debrief within a week before your team debrief meeting). Thank you for your time!

Name:

Project Location:

Dates: From:

To:

Team Leader(s):

1. What was your greatest expectation of what you would experience on this project?

2. Was that expectation fulfilled? _____ Explain.

3. What could be done differently to make this a better experience?

4. What was the most challenging part of the project for you personally?



5. What did I learn about myself on my short-term mission?

6. What did I learn about God?

7. If there was an opportunity to go on another mission to this location would you consider going? Please explain:

Please evaluate your project on the following items. Let us know if it was:

Excellent (4) Good (3) Mediocre (2) Bad (1)

Item	Rate	Comments
Team member training book's role in preparation of team through team meetings		
Efficiency of team meetings		
Team unity		
Evangelism training		
Clarity of objective before going		
Ministry opportunities on the field		
Field partners leadership		
Spiritual leadership of team		
Value of trip		
Security & safety on the field		

8. What could be done differently to make this a better experience?

Prayer Support Team

You are embarking on a spirit journey. It would be crazy to think you could do any of it apart from the Lord. Therefore prayer support for your preparation and project time is one of the most essential things you can do. It is important to have people who will pray for the mission trip as well as for your preparation time.

We ask that you find and record the names and contact information of at least 10 people who will pray for you each day from now until you get back from the mission trip.

Name	Phone	Email
1.		
2.		
3.		
4.		
5.		
6.		
7.		
8.		
9.		
10.		
11.		
12.		
13.		
14.		
15.		

Ask them to pray that:

1. You will walk by faith and rely on the power of the Holy Spirit.
2. God will quickly raise the funds for the mission trip.
3. The details of the mission trip will come together in a way that glorifies God.
4. God will prepare the hearts of the people you will be sharing with, to hear the truth.
5. You will walk faithfully with the Lord, open to do in and through your life and that your team will be strong in unity.
6. For your protection in travel and whilst on the mission trip.

Generic Packing List

(Depending on the location of the mission trip, there may be some changes to this list.)

- toothbrush, toothpaste, & floss
- razor & shaving cream
- sunburn remedies, sunscreen (very important), & sunglasses
- glasses (for those who wear them; consider an extra pair, as well)
- small pillow
- towels & washcloths
- deodorant (please!)
- towelette packets (baby wipes) and toilet paper
- soap & shampoo
- feminine hygiene items
- medicines: antibiotics, vitamins, aspirin, allergy tabs, diarrhea meds, antibacterial ointments, Band-aids, etc.
- mosquito repellent
- poncho and hat
- work clothes – light cotton is best in hot weather (long pants)
- one or two sets of dress up clothes
- shorts (modest) and loose fitting shirts/blouses
- pajamas
- walking shoes, work shoes, & shower shoes
- plastic freezer bags
- bag for dirty clothes (optional)
- flashlight & extra batteries
- bottle/canteen for water (relatively large & sealable) – Water is a MUST!!
- Bible, journal, pens, & team notebook
- personal snacks (7 day stash)
- spending money
- camera (cheap)
- simple gifts
- passport

1. Pack light. Chances are you will have to carry what you pack.
2. Tightly secure any items that may come open while traveling – freezer bags recommended.
3. Borrow what you can. No sense in making a big investment in shoes and clothing you may only wear on this trip.
4. Break new shoes in before the trip.
5. Take luggage you do not mind damaging. Old duffel bags are probably the best.
6. Carry one change of clothes with you if traveling by plane. Sometimes luggage gets lost and/or delayed.
7. Take items you will not mind leaving if you see a need. Certain items are very expensive overseas and unaffordable to the people with whom you will be working.
8. Leave room for souvenirs for loved ones and supporters.

Fundraising

Ministry takes a team. Raising your support establishes in our hearts that this endeavor is bigger than any individual and must be accomplished by God. When you raise support, it allows others to be involved in the mission, pray for you and show their belief in you.

How to raise support

1. Make a list of potential supporters

These are people to whom you can send a letter:

- Family
- Friends
- Church family/Growth Group members
- Teachers/coaches
- Employers
- Neighbors
- Other believers

2. Write the letter - Things to include: (sample letter on page 34)

- Your complete name and address
- Opening paragraph: Greetings, and your current activities
- Details about the trip - place, date, purpose, etc.
- Ask them to support you prayerfully and financially
- Cost of the trip
- How they can give towards the trip - Online, check, and cash
- Closing paragraph: Final comments and signature

3. Assemble mail-out and utilize social media

Mail out:

- Hand addressing the mailing envelope adds a personal touch
- Include a pre-stamped envelope address

Utilize social media:

- Tell you friends about your upcoming trip, keep your friends updated on your financial progress and seek and receive online financial support

4. Follow up, follow up, follow up!

Follow up with those to whom you have mailed a support letter. It may have gotten lost in the mail or they simply need to be reminded. This is imperative to your success in raising your support.

5. Keep track of your support

Keep a personal log of how much is coming in from supporters. The FBW Missions Department will have a statement at each team meeting for you. Please contact your team leader if you have any questions.

6. Send thank you notes immediately

Sending a thank you note tells supporters that you have received their gift, conveys that they are valued and allows you to bless them. Send a thank you note within a week of receiving their gift.

7. Send a newsletter following the trip

Sending a newsletter after you return home allows the supporter to see how God blessed their prayer and financial gift. It also gives them an opportunity to continue praying for you and those to whom you ministered.

What to include:

- Thank you to your supporters
- Stories of encounters you had in sharing the gospel and discipling individuals, interesting and funny things that happened, etc.
- Pictures of people with whom you worked
- How God worked in you and through you
- Any new direction or future plans that came from your experience



Sample Letter

Dear _____,

Hi! I hope this letter finds you and your family well. I'm doing fine. It's getting down to the wire as far as this semester goes; I have one more paper, two tests, then finals. Yuck. I've had a very good semester academically, and I love apartment life. In case I haven't told you, last May I surrendered to God's call to a career in missions. I still don't know exactly when or where He'll lead me, but I am trusting that He'll reveal that in His time. This summer He has given me a wonderful opportunity to minister and experience the mission field for a short term, July 9 through August 4. I will be going with a team from Church for the Cities to Canada, where we are working at Hope Baptist Mission and Friendship Baptist Church. We will be doing door-to-door survey work, backyard Bible clubs, running a day care, doing puppet ministry, and hosting special church services. I am really excited about this opportunity because I feel like it will help prepare me to eventually be on the mission field full time.

So as not to put a burden on the churches we are working with, our team will be raising our own support to finance this trip. I am writing you to enlist your prayer and financial support. God has given me a special call to "go" and I am counting on Him to call those of you He has called to "send." I also know that He has a special team picked out for prayer support. As I made out a list of people to send this letter to, God kept giving me names. Some of them I questioned, but He assured me that I am to obey and He will do the calling. I had qualms about writing this letter, and I have put it off for weeks because I felt as if I was asking for myself. God has shown me that I am asking on behalf of the people that do not know Jesus. Both of these churches are in areas where Southern Baptist work is very small. Hope Baptist Mission is 150 miles from the nearest Southern Baptist church. After growing up in the Bible Belt, I cannot imagine a small core of excited young Christians with very little training. Their pastors are working at discipling them, and we hope to ease their load a little this summer.

I don't know what else to share with you in this letter. Please understand that I realize that everyone is not called to help every cause. I trust that you will hear God's voice and know if this is an area in which you can minister. Either way, I know everyone is called to pray, and I would very much appreciate your prayer support. My team leader's name is Bob Power. I respect him and love him and would appreciate it if you would lift him up, too. If for no other reason, he has to put up with me for a month!

I plan to write all of you again after I get back and let you know how the trip went so you can share in praising God for the results I know will come on this trip.

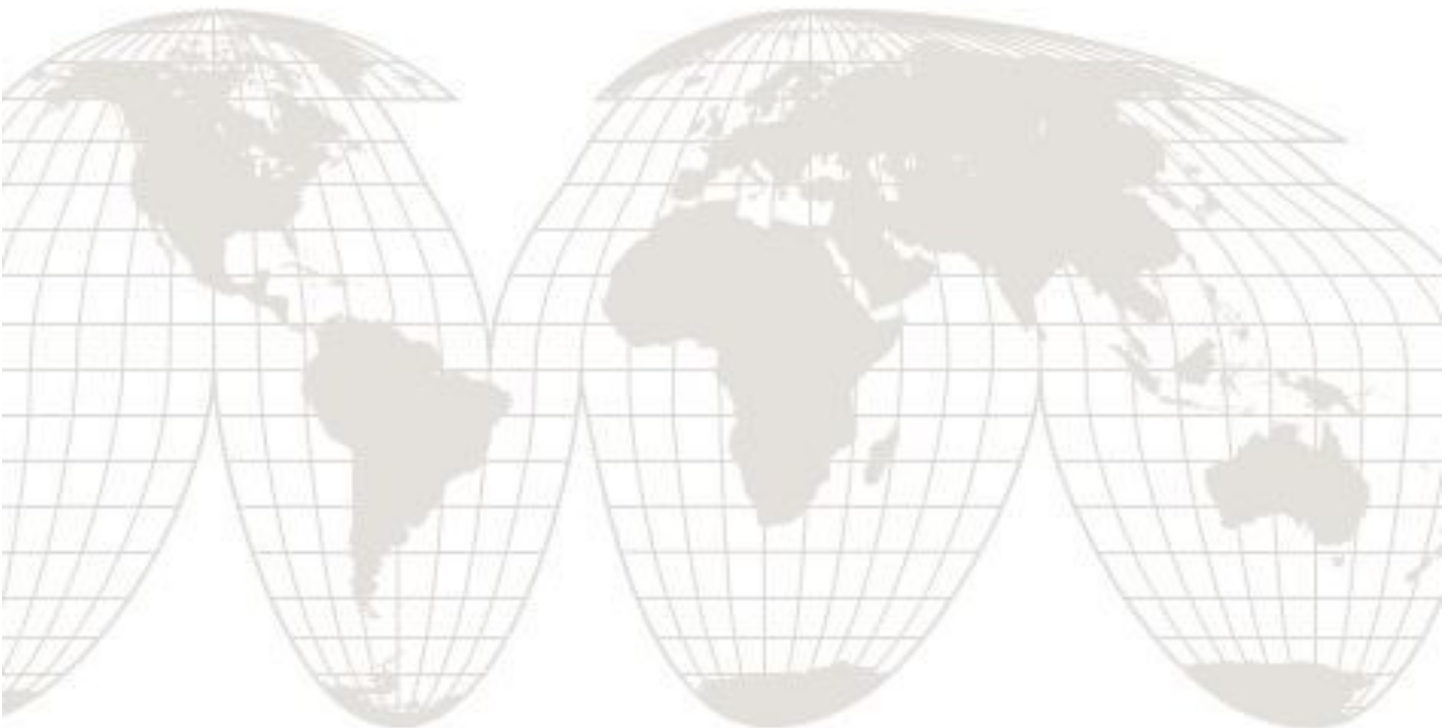
Thank you for being people that love me and love Jesus. I really do appreciate all of you.

(This is a warm personal letter that brought results even though no blunt appeal for money was made. The letter emphasizes the support team concept.)

Giving Envelope

Envelopes are provided upon your selection to a team to assist you in your fundraising efforts.

Notes



Notes

